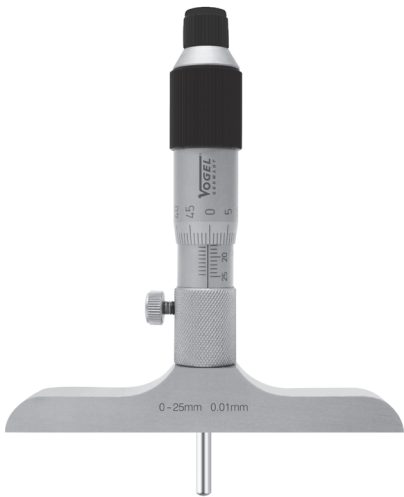









Precision Depth Gauges

Precision Depth Gauge

- suitable for standard requirements
- drum and sleeve matt chrome finish
- measuring pin and surface hardened and ground
- measuring face half round shape
- clamping screw for quick and precise fixing
- with ratchet for constant measuring pressure










ART N°	 mm	 mm	 ø mm	 mm	 mm	measuring pin-ø mm	quantity of pins	 max mm	
231800	0 – 25	0.01	18	0.5	63 x 18	4.5	1	0.004	on request
231801	0 – 25	0.01	18	0.5	100 x 18	4.5	1	0.004	on request
231802	0 – 100	0.01	18	0.5	100 x 18	4.5	4	0.005	on request
231803	0 – 150	0.01	18	0.5	100 x 18	4.5	6	0.005	on request

Precision Depth Gauge

DIN 863

- high standard quality, for calibration purposes
- drum and sleeve matt chrome finish
- measuring pin and surface hardened and fine ground
- measuring face plane ground and lapped
- clamping wheel for quick and precise fixing
- with ratchet for constant measuring pressure



ART N°	 mm	 mm	 ø mm	 mm	 mm	measuring pin-ø mm	quantity of pins	 max mm	
230812	0 – 75	0.01	20	0.5	50 x 17	4.0	3	0.005	on request
230814	0 – 100	0.01	20	0.5	100 x 17	4.0	4	0.005	on request
230815	0 – 150	0.01	20	0.5	100 x 17	4.0	6	0.006	on request
230816	0 – 200	0.01	20	0.5	100 x 17	4.0	8	0.007	on request
230818	0 – 300	0.01	20	0.5	100 x 17	4.0	12	0.009	on request